

Framing a trust game as a power game greatly affects interbrain synchronicity between trustor and trustee

Haoye Sun, Willem. J. M. I. Verbeke, Rumen Pozharliev, Richard P. Bagozzi, Fabio Babiloni & Lei Wang

To cite this article: Haoye Sun, Willem. J. M. I. Verbeke, Rumen Pozharliev, Richard P. Bagozzi, Fabio Babiloni & Lei Wang (2019) Framing a trust game as a power game greatly affects interbrain synchronicity between trustor and trustee, *Social Neuroscience*, 14:6, 635-648, DOI: [10.1080/17470919.2019.1566171](https://doi.org/10.1080/17470919.2019.1566171)

To link to this article: <https://doi.org/10.1080/17470919.2019.1566171>



© 2019 The Author(s). Published by Informa UK Limited, trading as Taylor & Francis Group.



Accepted author version posted online: 09 Jan 2019.
Published online: 22 Jan 2019.



Submit your article to this journal [↗](#)



Article views: 1113



View related articles [↗](#)








View Crossmark data [↗](#)



Citing articles: 1 View citing articles [↗](#)

Framing a trust game as a power game greatly affects interbrain synchronicity between trustor and trustee

Haoye Sun ^{a,b}, Willem. J. M. I. Verbeke^c, Rumen Pozharliev ^d, Richard P. Bagozzi ^e, Fabio Babiloni ^f and Lei Wang ^{a,b}

^aSchool of Management, Zhejiang University, Hangzhou, China; ^bNeuromanagement Lab, Zhejiang University, Hangzhou, China; ^cMarketing Department, Erasmus School of Economics, Erasmus University, Rotterdam, The Netherlands; ^dDepartment of Marketing, LUISS Business School, Rome, Italia; ^eIndustrial Neuroscience lab, Sapienza University of Rome, Rome, Italy; ^fRoss School of Business, University of Michigan, Ann Arbor

ABSTRACT

We used dual electroencephalography (EEG) to measure brain activity simultaneously in pairs of trustors and trustees playing a 15-round trust game framed as a “trust game” versus a “power game”. Four major findings resulted: first, earnings in each round were higher in the trust than in the power game. Second, in the trust game, reaction time for strategic deliberations was significantly longer for the trustee than the trustor. In the power game, however, the trustee took longer to think about how much money to repay, whereas the trustor took longer to think about how much money to invest. Third, prediction accuracy for the amount exchanged was higher in the trust game than in the power game. Fourth, interbrain synchronicity gauged with the phase-locking value of alpha bands in the brain – especially the frontal and central regions – was higher in the power game than in the trust game. We infer that this last finding reflects elevated mutual strategic deliberation in the power game. These behavioral and neuroscience-based findings give a better understanding of the framing effects of a trust game on the strategic deliberations of both trustor and trustee seeking to attain wealth.

ARTICLE HISTORY

Received 14 June 2018
Revised 20 October 2018
Published online 17 January 2019

KEYWORDS

Dual electroencephalography; interbrain synchronicity; trust game; power game; alpha bands; framing

“One of the limitations of conventional studies, however, is that they have mainly focused on aspects of off-line social cognition, whereas most of our social behavior is characterized by on-line mutual interaction, forming a ‘two-in-one’ system.... The two-in-one system in social communication is a complex non-linear system...that cannot be reduced to the summation of effects in single isolated brains.” (Koike, Tanabe, & Sadato, 2015)

Introduction

Social interaction and the formation of relationships are of crucial importance for human survival and the collective creation of wealth (Beckes & Coan, 2011; Lieberman, 2007, 2013). Rather than studying persons engaged in tasks in isolation, such as passively watching visual expressions in facial pictures of conspecifics or interacting with a computer in an economic game, researchers have begun taking a social neuroscience perspective by investigating how individuals interact with each other (Cacioppo, Hawkley, & Berntson, 2003; Hasson, Ghazanfar, Galantucci, Garrod, & Keysers, 2012). When people interact with other people as opposed to

making decisions alone, they essentially react thoughtfully and purposively to another person’s behavior and the intentions or strategies underlying that behavior. This is reflected in the relationship arising between the subject and the person they are interacting with, which cannot be simply described by behavioral data (Babiloni & Astolfi, 2014). For neuroscientists interested in electroencephalography (EEG), this requires direct observation of the “interaction” emerging between the brains of different subjects, which can only be obtained by measuring the subjects’ brain activities simultaneously during tasks (Babiloni & Astolfi, 2014, p. 77). Hence, researchers use dual EEG or hyperscanning EEG (e.g., Keller, Novembre, & Hove, 2014; Mu, Guo, & Han, 2016; Schilbach et al., 2013) when studying the degree of interbrain synchronicity during social tasks. Similar developments are happening in fMRI-based research, e.g., King-Casas et al. (2005).

Most studies of dual EEG focus on simple coordination tasks, especially motor tasks such as button pressing, temporal synchronicity during music production, transmitting gestural words or emotions by facial expression, and synchronicity of hand movements (see

CONTACT Willem. J. M. I. Verbeke  verbeke@ese.eur.nl  Marketing Department, Erasmus School of Economics, Burgemeester Oudlaan 50, Rotterdam, 3062 The Netherlands

© 2019 The Author(s). Published by Informa UK Limited, trading as Taylor & Francis Group.
This is an Open Access article distributed under the terms of the Creative Commons Attribution-NonCommercial-NoDerivatives License (<http://creativecommons.org/licenses/by-nc-nd/4.0/>), which permits non-commercial re-use, distribution, and reproduction in any medium, provided the original work is properly cited, and is not altered, transformed, or built upon in any way.

Babiloni & Astolfi, 2014; Dumas, Nadel, Soussignan, Martinerie, & Garnero, 2010; Kawasaki, Yamada, Ushiku, Miyauchi, & Yamaguchi, 2013). It is apparent that during coordination tasks, interbrain synchronicity occurs mainly between the prefrontal cortices as these regions are involved in perspective-taking and theory of mind (e.g., Cui, Bryant, & Reiss, 2012; Ruby & Decety, 2004; Sanfey, Rilling, Aronson, Nystrom, & Cohen, 2003). In addition, alpha bands are found to be especially involved in social tasks (Astolfi et al., 2010; Tognoli, Lagarde, DeGuzman, & Kelso, 2007). Here, different patterns of alpha band-interbrain synchronicity (e.g., high versus low interbrain synchronicity) are associated with the temporal dynamics of interpersonal coordination such as found in cooperation versus competition tasks. We focus on a coordination task involving strategic decision-making, during which the value associated with the action of one agent depends critically on the fluctuating actions and mental states of other social agents.

We chose to focus on a well-known economic game, the iterative trust game, in which a participant (the trustor) is given a certain amount of money as the endowment at the beginning of each round. The participant then decides how much money to share with another participant (the trustee). The money shared is multiplied by three, after which the trustee decides how much of the money received to give back to the trustor (Cesarini et al., 2008). This paradigm studies two players (trustor and trustee) who send money back and forth, which entails risk and requires trust from both players (e.g., King-Casas et al., 2005, p. 78). Trust is usually operationalized as the amount of money a sender gives to the receiver without external enforcement (King-Casas et al., 2005, p. 78). Actually, King-Casas et al. (2005) used the trust game to gauge brain synchronicity between two economic actors and focused on specific epochs of interest (e.g., reciprocal behavior predicts trust) which could reveal significant information about people's strategic thinking.

In previous studies using the trust game, experimental manipulations (such as the identity of the trustee, feeling of conflict, the stages in the game, etc.) and background characteristics (such as social status, nationality, etc.) influenced different behavioral measures like earnings, reaction time, and prediction accuracy. Delgado, Frank, and Phelps (2005) found that trustors were more likely to share than to keep money when playing with a trustee who was defined as "morally good", and needed less time to decide to share money with the "morally good trustee". Evans, Dillon, and Rand (2015) reported that trustees felt most conflicted when trustors transferred an intermediate amount of money, as they couldn't conclude the intentions or

cooperative motivations of the trustors' decisions. And trustees who felt more conflicted took longer to decide how much money to give back. Glaeser, Laibson, Scheinkman, and Soutter (2000) indicated that subjects who were members of volunteer organizations or had more friends tended to earn more money in the trust game. Willinger, Keser, Lohmann, and Usunier (2003) investigated the effect of the player's nationality when playing the trust game, and revealed that German trustees earned significantly more than French trustees. In King-Casas's study (King-Casas et al., 2005), the trustees' prediction accuracy was lower during early rounds of the trust game but became higher in later rounds as the game progressed. Consistent with these previous studies using the trust game, we will use earnings, reaction time, and prediction accuracy as behavioral measures.

We focus specifically on interbrain synchronicity of pairs engaged in the trust game framed as either a "trust game" or a "power game" (e.g., Burnham, McCabe, & Smith, 2000; Johnson & Mislin, 2011). We framed the trust game as a trust or power game to the participants by showing either "You are entering a TRUST GAME" or "You are entering a POWER GAME" at the beginning of the experiment, and keeping the rest of the design identical. The effects of the power prime on brain activation have already been investigated using traditional single-subject EEG (Boksem, Smolders, & De Cremer, 2012; Galang & Obhi, 2018; Guinote, 2017) but not in a dual EEG setting. We aim to understand how framing this trust game as a trust versus power game affects the strategic deliberations of both trustor and trustee. Their deliberations involve making predictions about each other's exchanges, perspective-taking, and theory of mind inferences about one another (Babiloni & Astolfi, 2014). Research on the trust game has shown that small changes in the experimental protocols, such as framing effects, can have an impact on the behavior of both players in the lab (Johnson & Mislin, 2011). For instance, Burnham et al. (2000) created frames for the two participants in a trust game using the primes "partner" versus "opponent" and found that the trustworthiness was higher in the participant framed as the partner. We add to this literature by studying how framing the game as a trust versus power game not only affects strategic deliberation in both players but also affects their interbrain synchronicity. The insights gained allow us to obtain a deeper understanding of how the framing effects of a trust game affect how people create personal and common wealth. Such findings might extend our understanding of how economic actors operating within economic systems or institutions create wealth.

Research suggests that when two players play a trust game, both undertake two kinds of strategic

deliberations. The first is based on the idea that the trustor faces investment risk. He sends an amount of money from his endowment to the trustee in every round and hopes that the trustee will honor his trust. Whether or not the trustee honors his trust becomes apparent when the trustee makes the initial repayment (e.g., Ruff & Fehr, 2014). Both trustor and trustee learn from their reciprocal actions, meaning they learn to predict how much the other person will invest or repay. Based on this learning, they decide how much to invest or repay, and the iterative money exchanges result in mutual wealth creation. When the trustee honors the risk taken by the trustor, indicated by the size of the trustee's repayments, the striatum in the trustor's brain is assumed to become activated (Ruff & Fehr, 2014). This type of brain activation is related to rewarding experiences and arises here because the trustor has made an accurate prediction or has noticed that his expectations have been exceeded. This consequently motivates the trustor to invest even bigger amounts from his endowments, leading to substantial earnings for each round of this trust game.

The second strategic deliberation is based on the idea that the two players make two complementary strategic decisions (Hardin, 2003). The first deliberation is *trusting*, defined as being "willing to show his or her vulnerability by taking a risk; e.g., the trustee will not benefit from me." The other is *appraising someone's trustworthiness*, defined as the willingness of a person (the trustee) to act favorably toward the other person (the trustor) (Ben-Ner & Halldorsson, 2010). It is the trustee's responsibility to demonstrate high trustworthiness through his benevolence, social competence, and sense of obligation to reciprocate the money being invested in him, reputation management, and consistency, all of which is signaled behaviorally by his repaying an amount of money that balances or is greater than what the trustor expects to receive (Hardin, 2003). Here, however, the trustee is never sure how much the trustor appraises his trustworthiness. Based on viewing the trustee's behavioral signals (repayments), the trustor can learn to trust the trustee through a "lens of trustworthiness" (Hardin, 2003). We argue that this dimension of trust acquired through the lens of trustworthiness affects the trustor's willingness to rely on the trustee. Ultimately this means that it takes the trustor less effort to make strategic deliberations which motivates or allows him to invest more in the trustee. Again, this leads to substantial increases in earnings for each round of the trust game.

What strategic deliberations would be involved when the two players play the trust game framed as

a power game? We conjecture that the following will not be salient deliberations during the power game: a) the trustor showing trust in the trustee, b) the trustee honoring the trust placed in them, and c) the trustee seeking to demonstrate his trustworthiness to the trustor. Rather, we conjecture both players will seek to outsmart each other so as to create higher wealth for themselves rather than mutual wealth, as occurs for participants in the trust game. Speaking strategically, the trustee has to show some trustworthiness to keep the trustor motivated to continue investing. At the same time, however, keeping a guileful eye on potential earnings, the trustee will minimize his strategic efforts to show trustworthiness and thus will show less benevolence, demonstrate less consistency in repayments, and feel less obliged to reciprocate the money being invested in him. This reduces the trustors' ability to predict the amounts received from the trustee as the volatility in sending repayments will be higher than in the trust game. In other words, the trustor has to be constantly on the lookout for the next strategic move of the trustee. He will not have rewarding experiences as a function of the trustee honoring his risk-taking or being able to predict the trustee's repayment decisions. Thus, the trustor focuses on creating his own wealth rather than on mutual wealth. Hence, the earnings of each round in the power game should be lower than in the trust game.

The main research question of our study is: will inter-brain synchronicity be higher when the game is framed as a "trust game" compared to a "power game"? High inter-brain synchronicity is commonly taken as a sign of mutual synchronized activity of the brains (Astolfi et al., 2010; Fallani et al., 2010; Toppi et al., 2016). However, the responses to behavioral decisions in synchronized brain activity can only be hypothesized. For instance, some authors have shown that coherent, statistically significant inter-brain activity develops during coordinated, supportive behavioral action between two or more team members (Astolfi et al., 2010; Fallani et al., 2010; Toppi et al., 2016). When the predicted activity of the other partner(s) becomes less stable (e.g., uncooperative actions) inter-brain activity significantly fades. The same line of reasoning could be followed for brain processes that subserve tasks requiring close scrutiny of the other partner when compared to other more independent behavior, in particular, a "tit-for-tat task" compared to a "defect" task (Fallani et al., 2010). In summary, evidence from the literature suggests that cooperative behavior or intense scrutiny of the partner could be associated with increased inter-brain activity detected by EEG signals, mainly in frontoparietal areas. This underlying hypothesis

founded on the previous literature in the area will be adopted to link the EEG signals and the behavioral responses in our experiment.

Materials and method

Participants

The Ethics Commission at Erasmus Institute for Research in Management (ERIM) granted permission to do the study. The trust game was pretested on three pairs, allowing the team to fine-tune the experimental setup. Subsequently the team began collecting data.

As gender and culture differences are known to affect how people engage in the trust game (Buchan, Croson, & Solnick, 2008; Croson & Buchan, 1999), only Caucasian males living for at least five years in Europe were recruited to participate in this study. Flyers were handed out to students walking on campus or dropped in the mail boxes of students living on campus. The campus bulletin board (Euro-system) and Facebook were also used as recruitment tools. The flyer mentioned that recruits would be paid €15 for their participation and could earn up to about €40. In total, 98 Caucasians living in Europe for at least five years were recruited.

All participants had normal vision and reported having no history of neurological disease. Written informed consent was signed by all participants who were told that they could stop with the experiments if they wanted to at any time. Every participant was randomly assigned to play a role as either trustor or trustee in one of the two conditions, following a between-subject design. More specifically, participants were randomly matched in pairs with one player assigned as the trustor and the other as trustee. Next, both were assigned to one of the two conditions: the game framed as a “trust game” versus that framed as a “power game”. Nine pairs were excluded due to excessive artifacts in more than half of the epochs or when it was discovered that they misunderstood the rules of the game (see description hereunder). This resulted in 20 effective pairs per condition (total subjects $n = 80$). The mean age of this sample was 22.76 and the SD was 3.88.

Design of experiment

Two people were assigned to be experimenters (A and B) in the study, and another person, experimenter C, was the lead administrator on the computer equipment during the experiment (see Figure 1A of the experimental setup). Experimenter A always took the lead at the beginning of all the rounds, thus securing standardization for all the pairs.

Experimenter A invited the participants to be seated in a waiting room and asked them to introduce themselves to each other. This introduction served as a prompt that during the game they were about to interact with a real person rather than a computer. This precaution was taken because some students might have read a bit of game theory and anticipated that subjects could play against a computer and not a real subject. A toss of the coin was used to assign them to the role of trustor or trustee. They were then asked to take a seat in one of two EEG rooms, where experimenters A and B waited to place the caps on their heads. The participants were always taught how to play the game in the same way. Experimenter A visited each participant in their own EEG room and gave both the same detailed explanations about the rules and their respective role. To check if the instructions were understood, experimenter A asked the participants to briefly repeat the rules and also posed specific test questions. If experimenter A discovered that the participants did not fully understand the rules, she explained them again. But, during the game, if it was observed that the participants did not understand their role in the game, they were allowed to continue but their data were later deleted from the sample. This was done to keep the promise that they could earn up to €40. Then, led by experimenter C, the participants were asked to play three practice rounds on the computer. This step ensured that the participants' mental efforts to learn the game would be kept to a minimum during the actual experiment. After the instruction phase, experimenters A and B left the rooms, closing the doors behind them, thus ensuring that the participants were alone and that no one could influence their strategic deliberations and actions.

In the trust game condition, participants were told that the game was called the “trust game”, and the sentence, “you are entering a TRUST GAME”, was shown on the screen before the game started. In the power game condition, the name became “power game”, and the sentence, “you are entering a POWER GAME”, was shown on the screen before the game started. Throughout the explanation, experimenter A never deliberately emphasized the name of the game, nor reminded participants to pay extra attention to the name. Before the experiment started, participants were asked to reflect quietly by looking at a cross on the screen. This was to make them feel relaxed and prepare themselves for the actual experiment.

Each round began with a 500 ms fixation, then the trustor was given an endowment of €10 and was asked to decide how much he would like to send to the trustee (from €0 to €10). Meanwhile, the trustee was prompted to predict how much money the trustor might send. A blank screen was presented for six

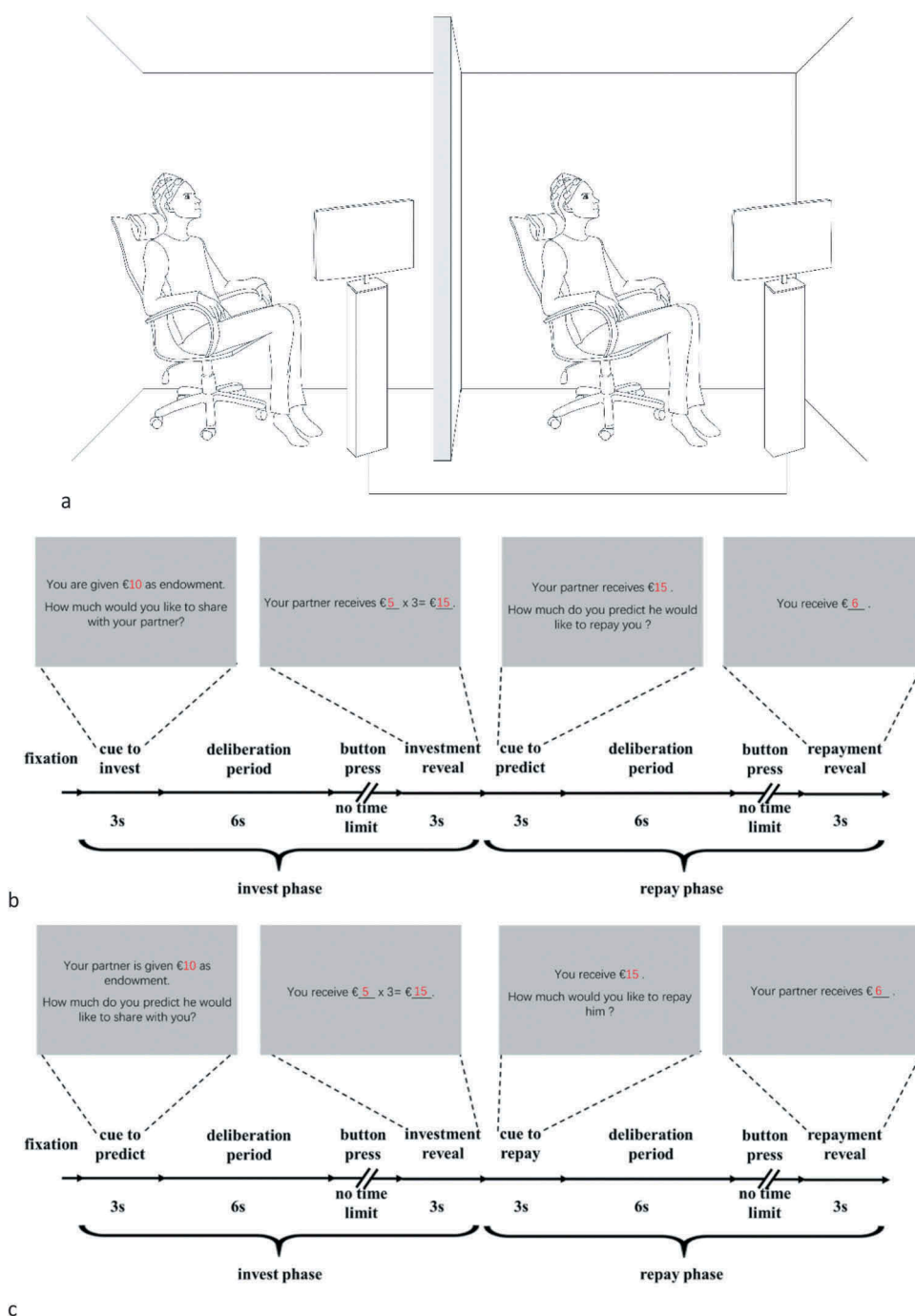


Figure 1. (a) Setup of the experiment; (b) Timeline of one round for the trustor; (c) Timeline of one round for the trustee.

seconds while both participants deliberated, and it was followed by a decision (or prediction) screen. After the deliberation period, the players typed their answers on a keypad. Reaction time from the onset of decision (or prediction) screen to button press was recorded and used in subsequent analyses. No time limit was imposed. After both participants entered a value, the trustor's amount was tripled and revealed to both participants for three seconds. The trustee's predictions were recorded but not revealed to the trustor. The

trustee then thought about how much money to repay and entered this amount. Likewise, the trustor predicted the repayment value (with his reaction time also recorded), but only the repayment amount, not the prediction, was shown to both players for three seconds. The game consisted of 15 rounds, which were referred to vaguely as "several rounds" in the instruction phase (see Figure 1(b,c)). Each participant earned €15 of their promised participation fee and 5% of their total earnings from the game was converted into cash.

Only at the end of the game could each participant see the total accumulated earnings on the screen.

EEG hyperscanning setup and data acquisition

Simultaneous stimuli presentation and EEG signal recording were manipulated via E-prime port communication (see Figure 1(a)). Two BioSemi 32-channel elastic head caps connected with two separate, identical amplifiers (BioSemi Active-Two system AD-box) were used to collect brain signals from both participants. EEG signals were continuously digitized and recorded at a sampling rate of 512 Hz, 24-bit A/D conversion. Two active electrodes attached to the left and right mastoids were selected as offline reference electrodes. Vertical electro-oculogram (VEOG) and horizontal electro-oculogram (HEOG) were recorded by pasting two active electrodes below and above the left eye, and to the orbital rim of both eyes. Electrode impedance was reduced to a low level (5 k Ω) before the formal experiment began and was maintained for all recordings.

Before the calculation of synchronicity, EEG data were pre-processed adopting BrainVision Analyzer 2 (Brain Products, Gilching, Germany) offline in order to clean the data and remove artifacts. First, EEG data were filtered with a 0.1–45 Hz bandpass filter as well as a 60 Hz notch filter. Next, data were re-referenced to the algebraic average of left and right mastoid channels, which were called the digitally linked mastoids. Then, an independent component analysis using Gratton's algorithm (Gratton, Coles, & Donchin, 1983) was implemented by BrainVision Analyzer 2 to remove the artifacts caused by ocular movements. Ocular-free EEG data were segmented from one second before deliberation onset to the end of deliberation period (-1 s–6 s) in the first and second deliberation period, resulting in 300 epochs per phase per condition. Finally, bad epochs were removed based on the max-min criterion (200 μ V). In particular, to ensure both roles had the same number of epochs, if the epoch was excluded from trustor EEG dataset, the corresponding epoch was also excluded from the trustee dataset, and vice versa. Consistent with previous hyperscanning research by Mu, Han, and Gelfand (2017), representative electrodes were selected as electrodes of interest in accordance with four ROIs: frontal (F3, Fz, F4), central (C3, Cz, C4), parietal (P3, Pz, P4), and occipital (O1, Oz, O2).

EEG time-frequency analyses

Similar to EEG hyperscanning studies (e.g., Jahng, Kralik, Hwang, & Jeong, 2017), time-frequency analyses were conducted to characterize neural activities during the task and to test the framing effect on event-related

spectral perturbation (ERSP). Artifact-free epochs from one second before deliberation onset to six seconds after onset were extracted and went into time-frequency analyses. ERSP calculations were done in EEGLAB (<https://sccn.ucsd.edu/eeglab/>). Default cycles [3 0.8] was adopted. The frequency range was set from 4 to 40 Hz, including all the frequency bands we were interested in. One second prior to the deliberation onset was determined as the baseline for calculating spectral power. A bootstrap method with 1000 times replicated was used at every time point in every time-frequency band in order to compare the ERSP magnitudes in trust game and power game during the whole deliberation period.

Interbrain synchronicity calculation

A trial-based algorithm was adopted to calculate the interbrain synchronicity in this study. In each condition and each phase, around 300 trials from 20 groups playing 15 rounds of trust game or power game were used for the calculation. This is more than most previous studies using the same trial-based algorithm (e.g., Jahng et al., 2017; Pérez, Carreiras, & Duñabeitia, 2017). The interbrain synchronicity between the trustor and trustee was reflected by phase-locking value (PLV) (Lachaux, Rodriguez, Martinerie, & Varela, 1999) for all combinations of the selected electrodes. The trial-based PLV of each electrode pair (i, j) was defined as (Burgess, 2013; Delaherche, Dumas, Nadel, & Chetouani, 2015; Pérez et al., 2017):

$$PLV_{ij} = \frac{1}{N} \left| \sum_{t=1}^N \exp^{i(\varphi_i(t) - \varphi_j(t))} \right|$$

where N is the number of time points in each time window, and i and j are the channels from two participants in an interacting dyad. Phase differences at each time point $\varphi_i(t) - \varphi_j(t)$ were estimated using the Hilbert transform after filtering EEG data in the following four desired frequency bands: theta (5–7 Hz), alpha (8–13 Hz), beta (14–27 Hz) and gamma (28–40 Hz) at six time ranges of the thinking phase (0–1 s, 1–2 s, 2–3 s, 3–4 s, 4–5 s and 5–6 s). The PLV ranges from 0 to 1, where 0 means no interbrain synchronicity, and 1 indicates perfect synchronicity of the oscillations between two signals. In order to rule out coincidental synchronicity, for each electrode combination (i and j), real PLV_{realij} and 500 $PLV_{surrogateij}$ obtained by surrogating the trials of electrode j and calculating the phase-locking value of i and shuffled j were compared. Phase-locking statistics (PLS) was defined as the sum of shuffled $PLV_{surrogateij}$ exceeding the real PLV_{realij} . If the PLS was < 5%, the original real PLV was kept, otherwise

(PLS $\geq 5\%$), PLV was set to 0. Only significant (non-zero) PLVs went into further statistical analyses. PLVs of symmetric electrode pairs were then averaged. Specifically, the average value between PLV_{ij} and PLV_{ji} was calculated as the synchronicity between electrode i and electrode j (Jahng et al., 2017).

Results

Behavioral results

Earnings each round

A 2 (condition: trust game and power game) \times 2 (role: trustor and trustee) repeated measures ANOVA was used to explore the framing and role effect on earnings for each round. The salient effects of both factors were found (condition: $F(1, 598) = 3.984$, $p = 0.046$; role: $F(1, 598) = 8.021$, $p = 0.005$), indicating that participants earned more money in the trust game ($M = 13.563$, $SD = 3.981$) than in the power game ($M = 13.067$, $SD = 4.404$), and the trustor ($M = 13.647$, $SD = 3.332$) earned more money than the trustee ($M = 12.983$, $SD = 4.903$). However, no significant interaction between condition and role was observed ($F(1, 598) = 1.752$, $p = 0.186$) (Figure 2).

Reaction time

Participant's reaction time, defined as the duration from onset of the answer screen to button press, after thinking about their predictions and decisions on how much to invest/repay was analyzed to explore the differences between the two conditions. Thirty-four trials in the trust game and 39 trials in the power game were identified to be outliers as they fell beyond the range $\text{mean} \pm 2 * \text{standard deviation}$. In particular, if a trial was judged as an outlier, the corresponding trial of the other participant from the same group, as well as the trial in the other phase, were also excluded. Reaction time data without outliers were then assigned in a 2 (condition: trust game and power game) \times 2

(phase: invest phase and repay phase) \times 2 (role: trustor and trustee) three-way repeated measures ANOVA with condition as a between-subject factor, and phase and role as within-subject factors. Results revealed a salient three-way interaction effect between condition, phase, and role on reaction time ($F(1, 525) = 12.852$, $p < 0.001$). Further analysis of the three-way interaction was conducted to explore the effect of different conditions on reaction time. In the trust game, the statistical result confirmed a significant phase \times role interaction effect ($F(1, 265) = 8.884$, $p = 0.003$). Besides, the main effect of the role was also observed ($F(1, 265) = 93.854$, $p < 0.001$), indicating the trustee's reaction time was longer before making decisions ($M_{\text{trustor}} = 2501.564$, $SD_{\text{trustor}} = 1422.904$; $M_{\text{trustee}} = 3634.628$, $SD_{\text{trustee}} = 2176.228$). The longer reaction time before the trustee made a decision was salient in both phases (invest phase: $M_{\text{trustor-trustee}} = -859.177$, $t = -5.477$, $p < 0.001$; repay phase: $M_{\text{trustor-trustee}} = -1409.951$, $t = -10.040$, $p < 0.001$) (Figure 3(a)). The results indicate that it always took the trustee longer to answer, no matter whether he was asked to decide or predict. In the power game, a significant phase \times role interaction effect ($F(1, 260) = 38.327$, $p < 0.001$) on reaction time was also revealed. Unlike in the trust game, the trustor in the power game spent longer deciding on the amount of money to invest than the trustee spent predicting how much he would receive ($M_{\text{trustor-trustee}} = 431.394$, $t = 2.779$, $p = 0.006$), while in the repay phase, it took the trustee longer to decide how much to repay than the trustor to predict how much to receive ($M_{\text{trustor-trustee}} = -1322.364$, $t = -5.163$, $p < 0.001$) (Figure 3(b)).

Prediction accuracy

Prediction accuracy is reflected by the absolute difference between predicting how much to receive/repay and deciding the amount of money to send/repay, which means that the greater the difference between the predicted amount received/repaid and the real amount sent/repaid, the lower

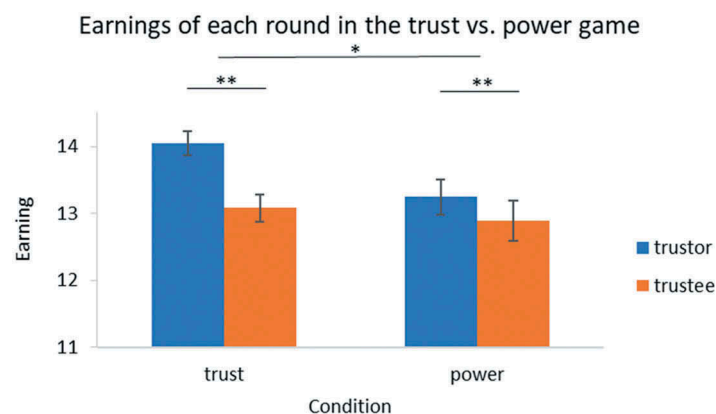


Figure 2. Earnings of each round in trust versus power game (* $p < 0.05$; ** $p < 0.01$; *** $p < 0.001$).

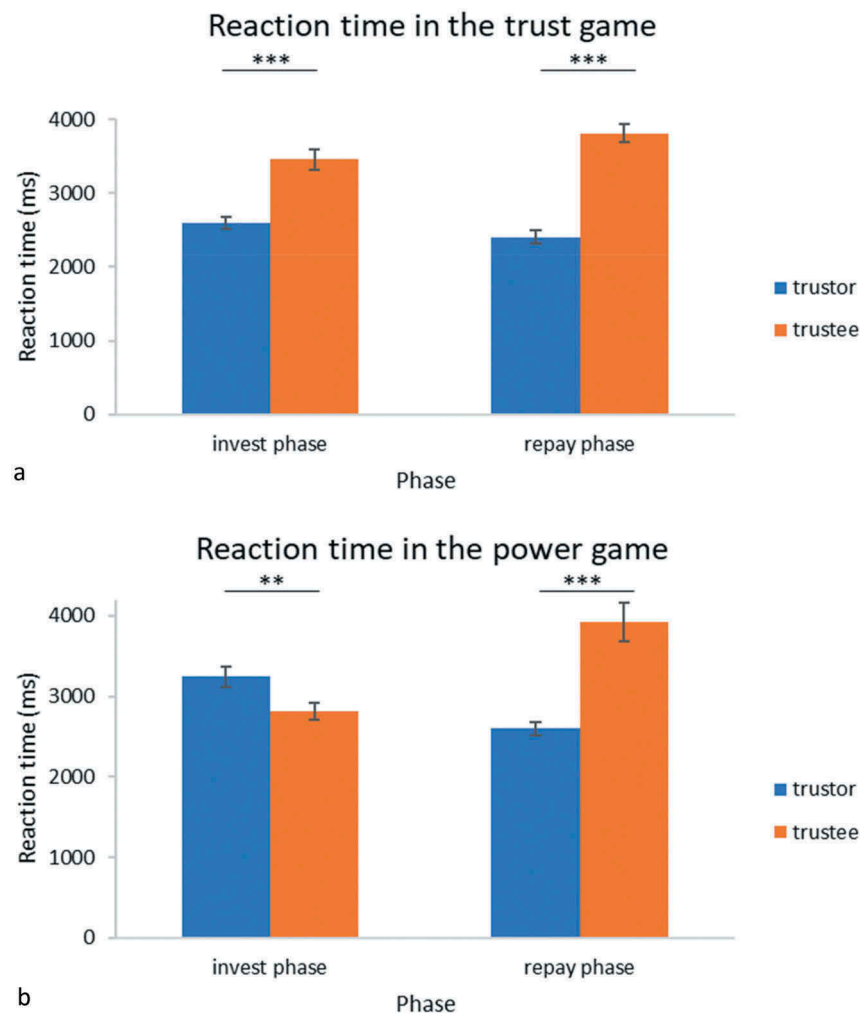


Figure 3. (a) Reaction time of trustor and trustee in the trust game; (b) Reaction time of trustor and trustee in the power game (* $p < 0.05$; ** $p < 0.01$; *** $p < 0.001$).

the prediction accuracy. The results of a 2 (condition: trust game and power game) \times 2 (phase: invest phase and repay phase) repeated measures ANOVA revealed the pronounced main effects of both condition ($F(1, 1196) = 4.998, p = 0.026$) and phase ($F(1, 1196) = 7.825, p = 0.005$), indicating that participants predicted the exchanged amount of money more accurately in the trust game than the power game ($M_{\text{trust}} = 1.227, SD_{\text{trust}} = 2.490$; $M_{\text{power}} = 1.557, SD_{\text{power}} = 2.645$), and trustors did better than trustees in money prediction no matter the condition ($M_{\text{invest}} = 1.598, SD_{\text{invest}} = 2.560$; $M_{\text{repay}} = 1.185, SD_{\text{repay}} = 2.571$). No significant interaction effect between condition and phase was observed based on the ANOVA results ($p = 0.095$) (Figure 4).

EEG time-frequency results

In order to gauge interbrain synchronicity, we first conducted a time-frequency analysis (Jahng et al., 2017). Figure 5 (below) shows significant differences ($p \leq 0.001$) in blue, while insignificant ones are shown in yellow.

Greater ERSP magnitudes of power game versus trust game were found in alpha and gamma band at 1–2 s time interval, beta and gamma band at both 2–3 s and 3–4 s time intervals. Brain activity was observed to be greater only in alpha band at the 4–5 s time interval. Baseline and the 5–6 s time interval were cut short after the time-frequency transformation and did not go into statistical analyses. Using time-frequency analyses, we aimed to test how the framing effect modulated ERSP magnitudes in different frequency bands at different time intervals.

Interbrain synchronicity

We calculated interbrain synchronicity from the frequency bands and time intervals, which showed significant ERSP magnitude differences between the trust game and power game.

PLVs ranging from 0–1 were used to measure the connectivity between two brains across time and averaged based on brain regions for further analysis. As the

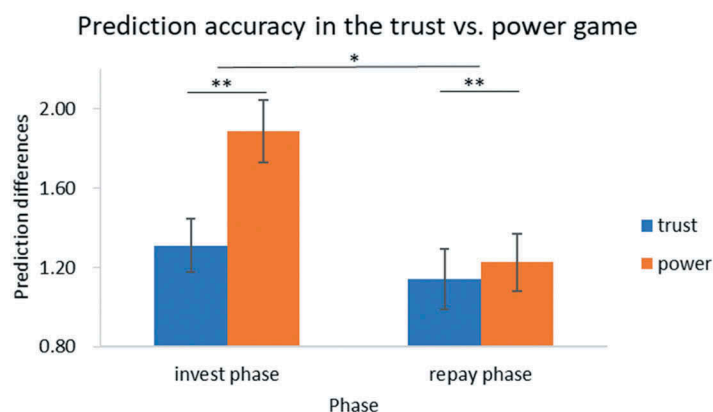


Figure 4. Prediction accuracy in the trust versus power game (* $p < 0.05$; ** $p < 0.01$; *** $p < 0.001$).

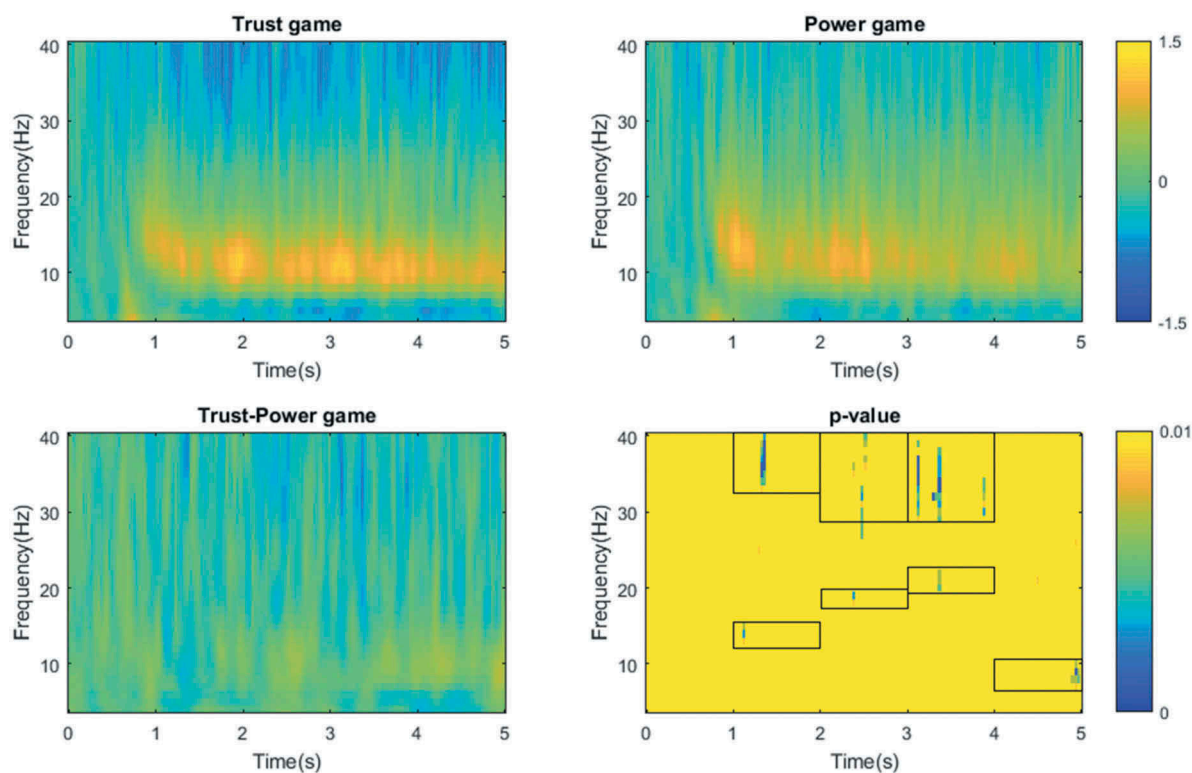


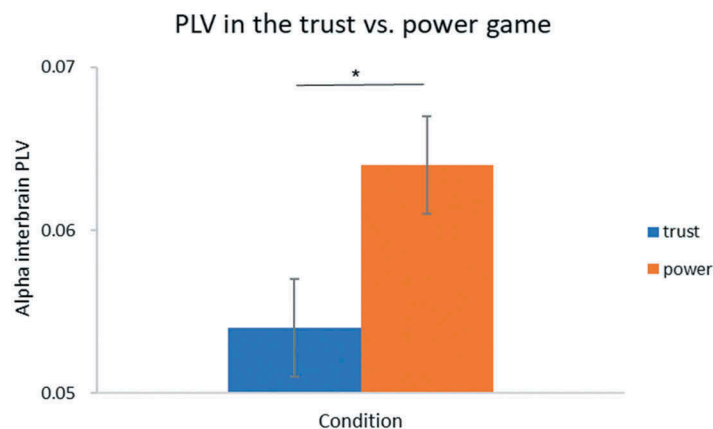
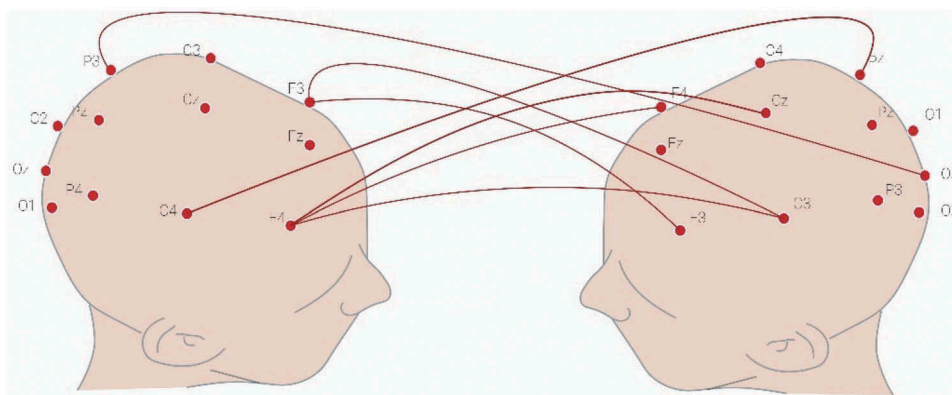
Figure 5. ERSP magnitudes in trust game versus power game, separately, differences between two games and significant statistical difference (alpha level 0.001).

missions in both invest and repay phases were similar, except that the decider in the invest phase turned into the predictor in the repay phase, we first ran a t-test for PLVs from the invest and repay phases within a 1–2 s time window to test the differences between two phases. The false discovery rate (FDR) procedure was adopted to correct p-values for multiple comparisons (Zoefel & VanRullen, 2016). No significant difference was observed in any of the electrode combinations (corrected $p > 0.05$). PLVs from these two phases were then merged and went into the comparison between conditions. Mixed ANOVA was adopted in all frequency

bands, with condition (trust versus power game) as a between-subject factor and electrode combination (78 combinations) as a within-subject factor. The salient effect of condition ($F(1, 1066) = 4.736$, $p = 0.032$) was observed only in the alpha band (1–2 s) (see Table 1). The interaction effect between channels and condition appeared only in the beta band at the 3–4 s time interval. However, a further t-test with FDR correction showed almost no significant PLV difference between two conditions in channel pairs, so only the salient condition effect in alpha band was plotted and went into discussion. Figure 6 (below) shows that alpha band

Table 1. Between-subject effects and interactions of condition \times electrode pair from the frequency bands and time intervals with significant ERSP magnitude differences (* $p < 0.05$; ** $p < 0.01$; *** $p < 0.001$).

Frequency band	Time interval	Between-subject effects	Interactions of condition \times electrode
alpha (8–13 Hz)	1–2 s	$p = 0.032$ (*)	$p = 0.717$
	4–5 s	$p = 0.666$	$p = 0.172$
beta (14–27 Hz)	2–3 s	$p = 0.155$	$p = 0.661$
	3–4 s	$p = 0.145$	$p = 0.001$ (**)
gamma (28–40 Hz)	1–2 s	$p = 0.306$	$p = 0.583$
	2–3 s	$p = 0.846$	$p = 0.494$
	3–4 s	$p = 0.968$	$p = 0.465$

**Figure 6.** Average PLV in trust versus power game (* $p < 0.05$; ** $p < 0.01$; *** $p < 0.001$).**Figure 7.** Differences in alpha band-interbrain synchronicity (corrected $p < 0.05$).

PLV (1–2 s) was substantially higher in the power game than the trust game. A subsequent independent t-test revealed the framing effect in different electrode combinations (FDR corrected). These significant electrode combinations were mainly in the prefrontal and central regions (Figure 7).

Discussion

Trust between economic actors is a key factor in society and affects whether and how economic actors can build wealth in a world in which people can compete or cooperate (Ostrom & Walker, 2003). The iterative trust

game is a prolifically used tool that exemplifies how participants (two economic actors) learn about each other's economic strategies and build trust accordingly, and how this in turn effects wealth creation. We studied the strategic deliberations of both participants as well as their interbrain synchronicity to deepen our understanding of how people engage in wealth creation. Knowing that trust games are sensitive to design factors such as framing effects, we framed the economic experiment as a "trust game" and a "power game" (Burnham et al., 2000; Johnson & Mislin, 2011). We conjectured that this framing would substantially affect the strategic deliberations of both trustor and trustee

and would be associated with differences in EEG time-frequency results and in interbrain synchronicity.

Briefly stated: in the trust game framed as a “trust game” the trustor mainly tests the trustee because a) the trustor faces more risk and so needs to study the trustee’s intentions to predict whether the trustee will repay his investments; b) when the trustor’s predictions are correct or exceeded (more money is repaid than predicted) he will experience a feeling of reward; and c) the trustor will view the repayment decisions through the lens of the trustee’s trustworthiness. These strategic deliberations affect *his willingness to rely* on the trustee and make investment decisions accordingly, all of which result in creating both his own wealth and their collective wealth. The roles substantially change when the trust game is framed as a “power game” because now, in their deliberations, both players behave antagonistically as they seek or are required to *out-smart each other* and thus keep a strategic eye on creating their own wealth rather than on collecting mutual wealth.

The experiment delivered three important observations. First, as expected, the earnings of each round were higher in the trust game than in the power game. Note that the trustor benefited mostly from wealth creation in both conditions. Framing (trust versus power) had no effect on either the roles taken or wealth creation. In other words, the data show that the trustor was the main beneficiary, no matter the framing condition.

Second, the reaction time taken to ponder decisions and predict investments or repayments showed different patterns in both games. In the trust game, the trustee took longer than the trustor to predict both how much money he would receive and how much he would repay. However, in the power game, the trustee only took longer to deliberate how much to repay while the trustor took more time to decide how much to invest in the trustee.

Third, the prediction accuracy was higher in the trust game than the power game. In other words, as we proposed, better prediction brings about more trust and a greater sense of reward, which results in the willingness to make higher investments. Note, however, that in both the trust and power games, the trustor was better at predicting the repayments made. In addition, no interaction effects (condition and role) were found.

All observations (higher earnings for each round of the trust game, longer reaction time for the trustee in the invest/repay phase of the trust game, higher prediction accuracy in the trust game and better prediction accuracy by the trustor no matter what game or condition) lead us

to conjecture that in the trust game the trustee takes more responsibility for ensuring that trust builds between the players such that more common wealth can be created. In contrast, in the power game the trustor’s longer reaction time for investment decisions and better prediction accuracy for repayments indicates that he might devise a strategic mindset to gain more wealth on the back of the goodwill of the trustee, given that the latter’s repayment reaction time was longer than the trustor’s prediction reaction time.

In short, these observations lead us to conclude that the trust game framed as a trust game versus power game substantially affects people’s strategic deliberations. Importantly, it allows us to understand our findings on the differences in interbrain synchronicity between the two games. In the trust game, the trustee takes longer to think about both the investment received and the repayment sum to be sent to the trustor. Added to that, the trustor’s better prediction accuracy about the repayments allows him to rely on the trustee as well as to experience the pleasure of having his trust honored and being able to appraise the trustee through the lens of trustworthiness.

However, when framed as a power game, the way in which both players deliberated strategically changed substantially: the trustor spent more time deciding how much to invest so as to attain higher earnings himself while the trustee had to keep the game going, in terms of both wondering “how much will I get?” to a certain extent, due to the trustor’s intense strategizing, and in thinking strategically about how much to repay. This showed up especially in the lower prediction accuracy in the power game as opposed to the trust game. Both accounts of strategic deliberations in the trust and power games help explain why interbrain synchronicity was higher in the power game than in the trust game. This finding, we believe, is our contribution to the literature on interbrain synchronicity, which has become an important stream of research today given that the human base line has a rich social foundation rather than merely reflecting individuality in an observer or appraiser of facial expressions of conspecifics (e.g., Babiloni & Astolfi, 2014; Dumas et al., 2010).

As discussed, the strategic deliberations of trustor and trustee performed key roles in the trust game and so these periods were chosen to measure interbrain synchronicity. A closer look at the differences in interbrain synchronicity between the two conditions shows that they occurred especially between the electrodes in frontal and central regions. These regions are associated with prefrontal activation, and this in turn is known to be involved in human decision-making (Miller & Cohen, 2001; Tang et al., 2015). Several authors

have proposed that when people deliberate strategically in economic games, their prefrontal cortex activations play key roles (e.g., Sanfey et al., 2003). Concretely, these strategic deliberations involve perspective-taking or theory of mind inferences, when predicting how much money to receive or, particularly applicable to the trustee, the suppression of overly selfish behavior (Balconi & Pagani, 2014; Ruby & Decety, 2004). Apparently these strategic deliberations are more synchronous during the power game than in the trust game. Again, during the power game both participants were seeking to outsmart each other, which requires mutual, intense perspective-taking efforts, while in the trust game the trustor can rely on the trustworthiness of the trustee, whom we believe undertook more effort to show his trustworthiness or refrain from being opportunistic. Hence these interbrain synchronicity findings match well with the main conjectures made in our paper. Finally, it is important to note that interbrain synchronicity takes place at the alpha bands which are known to be related to socially strategic deliberations (e.g., Astolfi et al., 2010; Tognoli et al., 2007).

It may seem counterintuitive that interbrain synchronicity is higher in the power game than the trust game. After all, friendships and other relationships between people are known to show high interbrain synchronicity (Goldstein, Weissman-Fogel, Dumas, & Shamay-Tsoory, 2018). Note, however, that interpersonal relationships function to provide all partners in the relationship affection, pleasure, and stress relief. Here we must emphasize that in the trust game under study, both players face high opportunity costs if their strategic deliberations do not benefit each other. One or both face a loss of money if they do not learn the other person's strategy, or whether they can rely on the other person's trust, which is especially the case for the trustor. Concretely, in our experiment they can lose or earn about €40, a significant amount for most students, especially given the short period of time needed to complete the experiment and their low student budget. Of course, beyond monetary gain, pride and reputation gains are also rewarding.

Although this may be a leap of faith, we cannot refrain from pondering that the trustee in the trust game also functions like a banker who has to take responsibility for his customers' trust that his bank is a reliable place to invest their money in. Ultimately, trustworthiness between economic actors, such as two individuals or an individual's interaction with an institution, and the consequent effort to demonstrate trustworthiness by individuals, firms, or institutions are what foster common wealth creation in society (Fukuyama, 1995). Again, our conclusions are

inferred especially from our study of interbrain synchronicity: in the power game, both players work to outsmart each other and thus show high interbrain synchronicity, while in the trust game the trustee allows the trustor to rely on him (i.e., trust him) and this shows up in lower interbrain synchronicity.

Limitations of the study

This study focused on two related questions: does framing a trust game influence how trustor and trustee engage in strategic deliberations and how in turn does this relate to differences in interbrain synchronicity based on EEG hyperscanning. Other hyperscanning techniques are available these days, such as hyperscanning fMRI (e.g., Hasson et al., 2012). This study could be replicated using the latter neuroscientific method. We could have chosen to use hyperscanning fMRI or even both methods to study whether the trustor has higher activation in his striatum when the trustee honors his investments or matches his predictions in the trust game. Indeed, while EEG has much to offer in studies of temporal resolution it has less value in spatial resolution, whereas fMRI offers just the opposite benefits. EEG, however, is more convenient and less expensive to implement.

Second, in this study the participants were seated in two separate rooms and could not see each other's faces. Yet facial expression is known to affect people's strategic deliberations (e.g., Scharlemann, Eckel, Kacelnik, & Wilson, 2001). These days, with the availability of mobile hyper-EEG (e.g., EMOTIV), it is in principle possible to study economic games when people are in close proximity (Babiloni & Astolfi, 2014).

Third, the participants in the experiment were limited to Caucasian males and excluded females and people from other ethnic backgrounds (e.g., Asians, blacks) or cultural backgrounds (North/South America, East Europe). Actually, these variables could significantly influence strategic deliberations during the game (Ben-Ner & Halldorsson, 2010). Future replications should create a variety of strategically chosen stratified samples (e.g., placing a male and female together or placing people from different cultural backgrounds together) in order to check whether these variables influence the effect of framing on strategic deliberation and interbrain synchronicity found in our research.

Fourth, as it has become easier to use biomarkers such as hormones or genetic markers we could have studied whether, for example, participants produce more testosterone in the power game as opposed to the trust game (e.g., Zak et al., 2009) or whether individual genetic makeup matters (e.g., Cesarini et al., 2008). Most importantly, we could have studied whether endocrinal or

genetic variables are associated with interbrain synchronicity. In addition, we could have used self-reports after the game or after each round during the game in order to gauge people's strategic intentions and moves, which could or should differ across the two conditions. This could be investigated in future studies.

Conclusions

Our study focused on how framing the trust game as a "trust game" versus "power game" affects the strategic deliberations of trustor and trustee and how this in turn is associated with differences in interbrain synchronicity. While cooperation is intuitively associated with higher interbrain synchronicity, here we find that when people play the trust game framed as a "power game", interbrain synchronicity is higher than when framed as a trust game. The main lesson that can be drawn from this finding is that the trust emerging between players in a trust game framed as a "trust game", indicated by higher earnings for each round, is due to the fact that the trustee engages in more intense strategic deliberation efforts to imbue trust in the game, and the trustor is able to rely on this trust with less need for ongoing monitoring, reflected in additional synchronicity. This especially benefits the trustor who, as he can rely on the trustee, will therefore attain better prediction accuracy about repayments. It also motivates him to invest (more) in the trustee; hence the occurrence of lower interbrain synchronicity. In the power game, however, both actors seek to outsmart each other which paradoxically affects their interbrain synchronicity positively, largely due to a greater need for joint vigilance concerning each other.

Acknowledgments

We are grateful to the following people and institutions who helped us with this research project. Bauke Visser, Dennis Fok (Erasmus School of Economics); Julia Heisig, Camilla Lupano (student assistants at Erasmus School of Economics); Christiaan Tieman and Marcel Boom (Technical support from Erasmus Behavioural Lab); Jaehwan Jahng (Korea Advanced Institute of Science and Technology); Karlijn Besse (design of pictures); Haoye Sun received financial support from the program of China Scholarships Council (No. 201706320177); Finally we are thankful to the anonymous reviewers for their insightful comments about this manuscript.

Disclosure statement

No potential conflict of interest was reported by the authors.

ORCID

Haoye Sun  <http://orcid.org/0000-0002-1729-5461>

Rumen Pozharliev  <http://orcid.org/0000-0001-5573-0228>
 Richard P. Bagozzi  <http://orcid.org/0000-0002-8807-8210>
 Fabio Babiloni  <http://orcid.org/0000-0002-4962-176X>
 Lei Wang  <http://orcid.org/0000-0001-6383-0624>

References

- Astolfi, L., Toppi, J., Fallani, F. D. V., Vecchiato, G., Salinari, S., Mattia, D., ... Babiloni, F. (2010). Neuroelectrical hyperscanning measures simultaneous brain activity in humans. *Brain Topography*, 23(3), 243–256.
- Babiloni, F., & Astolfi, L. (2014). Social neuroscience and hyperscanning techniques: Past, present and future. *Neuroscience & Biobehavioral Reviews*, 44, 76–93.
- Balconi, M., & Pagani, S. (2014). Personality correlates (BAS-BIS), self-perception of social ranking, and cortical (alpha frequency band) modulation in peer-group comparison. *Physiology & Behavior*, 133, 207–215.
- Beckes, L., & Coan, J. A. (2011). Social baseline theory: The role of social proximity in emotion and economy of action. *Social and Personality Psychology Compass*, 5(12), 976–988.
- Ben-Ner, A., & Halldorsson, F. (2010). Trusting and trustworthiness: What are they, how to measure them, and what affects them. *Journal Of Economic Psychology*, 31(1), 64–79.
- Boksem, M. A., Smolders, R., & De Cremer, D. (2012). Social power and approach-related neural activity. *Social Cognitive and Affective Neuroscience*, 7(5), 516–520.
- Buchan, N. R., Croson, R. T., & Solnick, S. (2008). Trust and gender: An examination of behavior and beliefs in the investment game. *Journal of Economic Behavior & Organization*, 68(3–4), 466–476.
- Burgess, A. P. (2013). On the interpretation of synchronization in EEG hyperscanning studies: A cautionary note. *Frontiers in Human Neuroscience*, 7, 881.
- Burnham, T., McCabe, K., & Smith, V. L. (2000). Friend-or-foe intentionality priming in an extensive form trust game. *Journal of Economic Behavior & Organization*, 43(1), 57–73.
- Cacioppo, J. T., Hawkley, L. C., & Berntson, G. G. (2003). The anatomy of loneliness. *Current Directions in Psychological Science*, 12(3), 71–74.
- Cesarini, D., Dawes, C. T., Fowler, J. H., Johannesson, M., Lichtenstein, P., & Wallace, B. (2008). Heritability of cooperative behavior in the trust game. *Proceedings of the National Academy of Sciences*, 105(10), 3721–3726.
- Croson, R., & Buchan, N. (1999). Gender and culture: International experimental evidence from trust games. *American Economic Review*, 89(2), 386–391.
- Cui, X., Bryant, D. M., & Reiss, A. L. (2012). NIRS-based hyperscanning reveals increased interpersonal coherence in superior frontal cortex during cooperation. *Neuroimage*, 59(3), 2430–2437.
- Delaherche, E., Dumas, G., Nadel, J., & Chetouani, M. (2015). Automatic measure of imitation during social interaction: A behavioral and hyperscanning-EEG benchmark. *Pattern Recognition Letters*, 66, 118–126.
- Delgado, M. R., Frank, R. H., & Phelps, E. A. (2005). Perceptions of moral character modulate the neural systems of reward during the trust game. *Nature Neuroscience*, 8(11), 1611–1618.
- Dumas, G., Nadel, J., Soussignan, R., Martinerie, J., & Garnero, L. (2010). Inter-brain synchronization during social interaction. *PLoS one*, 5(8), e12166.

- Evans, A. M., Dillon, K. D., & Rand, D. G. (2015). Fast but not intuitive, slow but not reflective: Decision conflict drives reaction times in social dilemmas. *Journal of Experimental Psychology: General*, 144(5), 951.
- Fallani, F. D. V., Nicosia, V., Sinatra, R., Astolfi, L., Cincotti, F., Mattia, D., ... He, B. (2010). Defecting or not defecting: How to "read" human behavior during cooperative games by EEG measurements. *PLoS one*, 5(12), e14187.
- Fukuyama, F. (1995). *Trust: The social virtues and the creation of prosperity*. NY: Free Press Paperbacks.
- Galang, C. M., & Obhi, S. S. (2018). Social power and frontal alpha asymmetry. *Cognitive Neuroscience*, 1–13. doi:10.1080/17588928.2018.1504763
- Glaeser, E. L., Laibson, D. I., Scheinkman, J. A., & Soutter, C. L. (2000). Measuring trust. *The Quarterly Journal of Economics*, 115(3), 811–846.
- Goldstein, P., Weissman-Fogel, I., Dumas, G., & Shamay-Tsoory, S. G. (2018). Brain-to-brain coupling during hand-holding is associated with pain reduction. *Proceedings of the National Academy of Sciences*, 201703643. doi:10.1073/pnas.1703643115
- Gratton, G., Coles, M. G., & Donchin, E. (1983). A new method for off-line removal of ocular artifact. *Electroencephalography and Clinical Neurophysiology*, 55(4), 468–484.
- Guinote, A. (2017). How power affects people: Activating, wanting, and goal seeking. *Annual Review of Psychology*, 68, 353–381.
- Hardin, R. (2003). Gaming trust. In E. Ostrom and J. Walker (Eds), *Trust and Reciprocity: Interdisciplinary Lessons from Experimental Research*, 80–101. NY: Russell Sage Foundation
- Hasson, U., Ghazanfar, A. A., Galantucci, B., Garrod, S., & Keysers, C. (2012). Brain-to-brain coupling: A mechanism for creating and sharing a social world. *Trends in Cognitive Sciences*, 16(2), 114–121.
- Jahng, J., Kralik, J. D., Hwang, D.-U., & Jeong, J. (2017). Neural dynamics of two players when using nonverbal cues to gauge intentions to cooperate during the Prisoner's Dilemma game. *NeuroImage*, 157, 263–274.
- Johnson, N. D., & Mislin, A. A. (2011). Trust games: A meta-analysis. *Journal Of Economic Psychology*, 32(5), 865–889.
- Kawasaki, M., Yamada, Y., Ushiku, Y., Miyauchi, E., & Yamaguchi, Y. (2013). Inter-brain synchronization during coordination of speech rhythm in human-to-human social interaction. *Scientific Reports*, 3, 1692.
- Keller, P. E., Novembre, G., & Hove, M. J. (2014). Rhythm in joint action: Psychological and neurophysiological mechanisms for real-time interpersonal coordination. *Philosophical Transactions of the Royal Society B: Biological Sciences*, 369(1658), 20130394.
- King-Casas, B., Tomlin, D., Anen, C., Camerer, C. F., Quartz, S. R., & Montague, P. R. (2005). Getting to know you: Reputation and trust in a two-person economic exchange. *Science*, 308(5718), 78–83.
- Koike, T., Tanabe, H. C., & Sadato, N. (2015). Hyperscanning neuroimaging technique to reveal the "two-in-one" system in social interactions. *Neuroscience Research*, 90, 25–32.
- Lachaux, J. P., Rodriguez, E., Martinerie, J., & Varela, F. J. (1999). Measuring phase synchrony in brain signals. *Human Brain Mapping*, 8(4), 194–208.
- Lieberman, M. D. (2007). Social cognitive neuroscience: A review of core processes. *Annual Review of Psychology*, 58, 259–289.
- Lieberman, M. D. (2013). *Social: Why our brains are wired to connect*. OUP Oxford. NY: Crown Publishers.
- Miller, E. K., & Cohen, J. D. (2001). An integrative theory of prefrontal cortex function. *Annual Review of Neuroscience*, 24(1), 167–202.
- Mu, Y., Guo, C., & Han, S. (2016). Oxytocin enhances inter-brain synchrony during social coordination in male adults. *Social Cognitive and Affective Neuroscience*, 11(12), 1882–1893.
- Mu, Y., Han, S., & Gelfand, M. J. (2017). The role of gamma interbrain synchrony in social coordination when humans face territorial threats. *Social Cognitive and Affective Neuroscience*, 12(10), 1614–1623.
- Ostrom, E., & Walker, J. (2003). *Trust and reciprocity: Interdisciplinary lessons for experimental research*. NY: Russell Sage Foundation.
- Pérez, A., Carreiras, M., & Duñabeitia, J. A. (2017). Brain-to-brain entrainment: EEG interbrain synchronization while speaking and listening. *Scientific Reports*, 7(1), 4190.
- Ruby, P., & Decety, J. (2004). How would you feel versus how do you think she would feel? A neuroimaging study of perspective-taking with social emotions. *Journal of Cognitive Neuroscience*, 16(6), 988–999.
- Ruff, C. C., & Fehr, E. (2014). The neurobiology of rewards and values in social decision making. *Nature Reviews Neuroscience*, 15(8), 549.
- Sanfey, A. G., Rilling, J. K., Aronson, J. A., Nystrom, L. E., & Cohen, J. D. (2003). The neural basis of economic decision-making in the ultimatum game. *Science*, 300(5626), 1755–1758.
- Scharlemann, J. P., Eckel, C. C., Kacelnik, A., & Wilson, R. K. (2001). The value of a smile: Game theory with a human face. *Journal Of Economic Psychology*, 22(5), 617–640.
- Schilbach, L., Timmermans, B., Reddy, V., Costall, A., Bente, G., Schlicht, T., & Voegeley, K. (2013). Toward a second-person neuroscience 1. *Behavioral and Brain Sciences*, 36(4), 393–414.
- Tang, H., Mai, X., Wang, S., Zhu, C., Krueger, F., & Liu, C. (2015). Interpersonal brain synchronization in the right temporo-parietal junction during face-to-face economic exchange. *Social Cognitive and Affective Neuroscience*, 11(1), 23–32.
- Tognoli, E., Lagarde, J., DeGuzman, G. C., & Kelso, J. S. (2007). The phi complex as a neuromarker of human social coordination. *Proceedings of the National Academy of Sciences*, 104(19), 8190–8195.
- Toppi, J., Borghini, G., Petti, M., He, E. J., De Giusti, V., He, B., ... Babiloni, F. (2016). Investigating cooperative behavior in ecological settings: An EEG hyperscanning study. *PLoS one*, 11(4), e0154236.
- Willinger, M., Keser, C., Lohmann, C., & Usunier, J.-C. (2003). A comparison of trust and reciprocity between France and Germany: Experimental investigation based on the investment game. *Journal Of Economic Psychology*, 24(4), 447–466.
- Zak, P. J., Kurzban, R., Ahmadi, S., Swerdloff, R. S., Park, J., Efremidze, L., ... Matzner, W. (2009). Testosterone administration decreases generosity in the ultimatum game. *PLoS one*, 4(12), e8330.
- Zoefel, B., & VanRullen, R. (2016). EEG oscillations entrain their phase to high-level features of speech sound. *NeuroImage*, 124, 16–23.